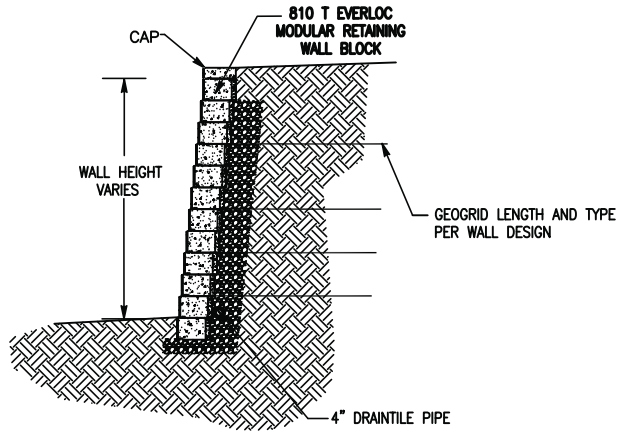



User Friendly
 Radius Edges
 3-D Appearance
 Self Aligning Corners
 No Sawing At Corners
 Eliminates The Need To Stay On Bond
 Random Look Without Multiple Sizes
 Guaranteed Speedy Delivery And Service



810 T RETAINING WALL DETAIL
 N.T.S.

For reinforced walls, ask about Geogrid reinforcement. Geogrid can be purchased from E. Dillon & Company and delivered to your jobsite along with **EVERLOC®** units.



AVAILABLE COLORS



Sienna



Redwood



Copper



Ash Gray

TO PLACE ORDERS OR TO INQUIRE ABOUT SHIPMENTS PLEASE CONTACT:
EVERLOC® RETAINING WALLS
CUSTOMER SERVICE CENTER
 P O BOX 160
 SWORDS CREEK, VA 24649
 PH: (877) 622-9255
 FAX: (276) 873-5688
 EMAIL - EVERLOC@EDILLON.COM

WEBSITE: WWW.EVERLOCRETAININGWALLS.COM






EVERLOC®

WALL UNITS



833 Utility
8" h x 12" d x 6" l
72 block / cube
.33 ft²



850 Half
8" h x 12" d x 9" l
80 block / cube
.5 ft²



Corner
8" h x 9" d x 12" l
setback 3/4"
45 block / cube
1.2 ft²



810T and 810F
8" h x 12" d x 18" l
setback 3/4"
34 block / cube
1.0 ft²



Cap
4" h x 12" d x 18" l
32 block / cube
.5 ft²



450T and 450F
4" h x 12" d x 18" l
setback 3/8"
80 block / cube
.5 ft²



425 Half
4" h x 12" d x 9" l
setback 3/8"
96 block / cube



417 Utility
4" h x 12" d x 6" l
144 block / cube
.17 ft²



Half High Corner
4" h x 9" d x 12" l
setback 3/8"
90 block / cube
0.6 ft²



EVERLOC EXPRESS® UNITS



**810T and 810F
Everloc Express®**
8" h x 9" d x 18" l
setback 3/4"
40 block / cube
1.0 ft²



**450T and 450F
Everloc Express®**
4" h x 9" d x 18" l
setback 3/8"
80 block / cube
.5 ft²



**WeatherDome®
Fence Cap**
3-3/4" h x 16-1/3" d x 9" l
48 block / cube
.19 ft²x2



**WeatherDome®
Column Cap**
4-5/8" h x 23" d x 7-1/2" l
45 block / cube
.16 ft²x2



WeatherDome® Wall Cap
3-3/4" h x 12" d x 9" l,
80 block / cube, .19ft²x2

WEATHERDOME® UNITS