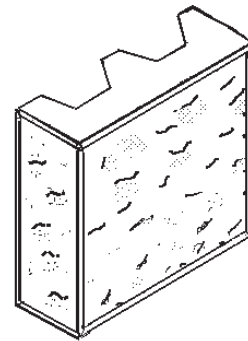


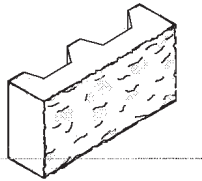
4"x12"x16"



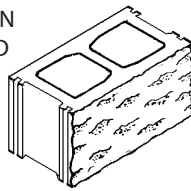
4"x12"x12" CORNER

STRETCHERS

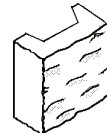
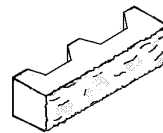
4" BED-DEPTH AVAILABLE IN W-SHAPE DESIGN



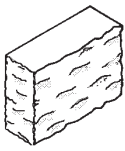
AVAILABLE IN 6", 8", 10", AND 12" BED-DEPTHS



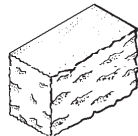
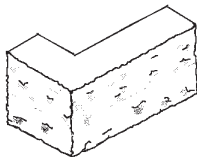
HALF HIGH HALF BLOCK



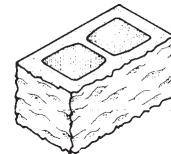
CORNERS



4X8X12 AND 4X8X16X8 FOR 4" WALLS



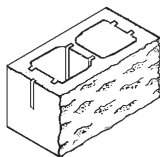
6X8X14 FOR 6" WALLS



8X8X16 FOR 8" AND 12" WALLS

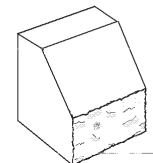
BOND BEAMS

AVAILABLE IN 12", 10", 8", AND 6" BED-DEPTHS AND WITH OR WITHOUT SOLID BOTTOM.

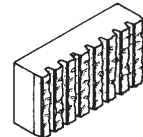
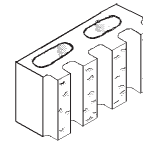
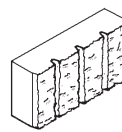
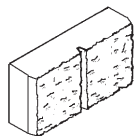
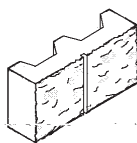
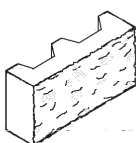
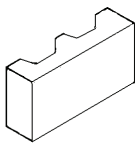


SILLS

AVAILABLE IN BED-DEPTHS OF 8", 6" AND 4"



FACE PROFILES



E. DILLON IS A CUSTOM DESIGN ACMU MANUFACTURER. WE BUILD OUR BLOCK TO YOUR SPECIFICATIONS. OUR SELECTION IS VIRTUALLY ENDLESS FOR CUSTOM SIZE, SHAPE OR COLOR. ALL BLOCK MEET OR EXCEED ASTM OR BUILDING CODE STANDARDS. FULL SIZE SAMPLES AND COLOR SELECTION KITS ARE AVAILABLE UPON REQUEST. DETAILED SPECIFICATIONS ARE AVAILABLE FOR DOWNLOAD.

PLEASE NOTE: THIS PAGE IS DESIGNED TO PROVIDE GUIDANCE TO AVAILABLE SHAPES AND SIZES. MANY OTHERS ARE NOT SHOWN DUE TO LIMITED SPACE. PLEASE CONTACT E. DILLON TO INQUIRE ABOUT OTHER AVAILABLE SHAPES AND SIZES.